

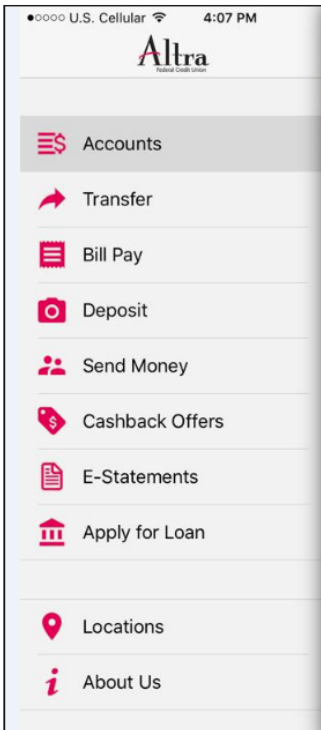
Altra Pay - Get Started

Free real-time person-to-person payments!

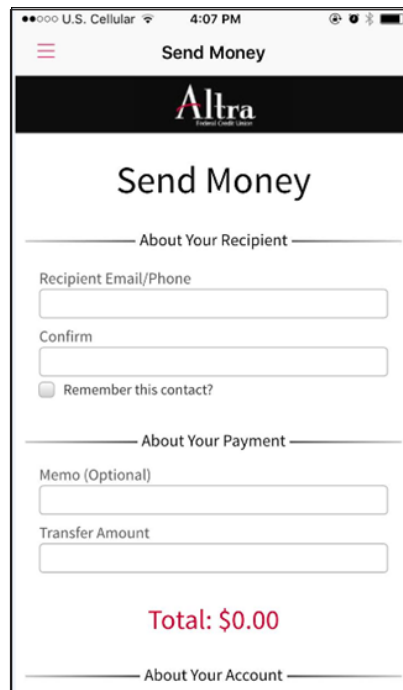


SENDING PAYMENT

1. Open the Altra mobile app and locate the Send Money icon.



2. Fill in the About Your Recipient and About Your Payment Section. Enter Recipient's email address or phone number, a memo for transfer (optional), and transfer amount.

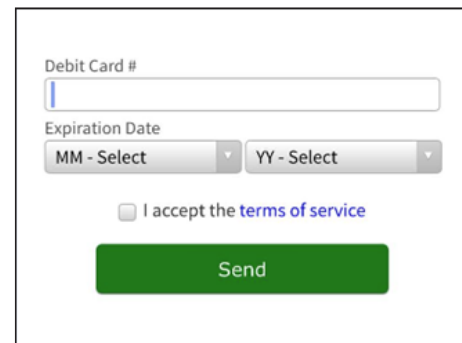


3. Fill in the About Your Account.

Enter your Altra debit card number and expiration date.

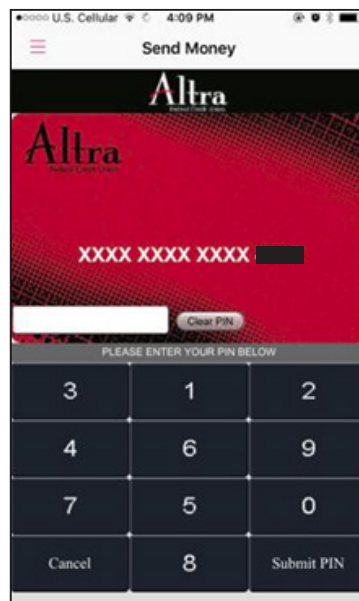
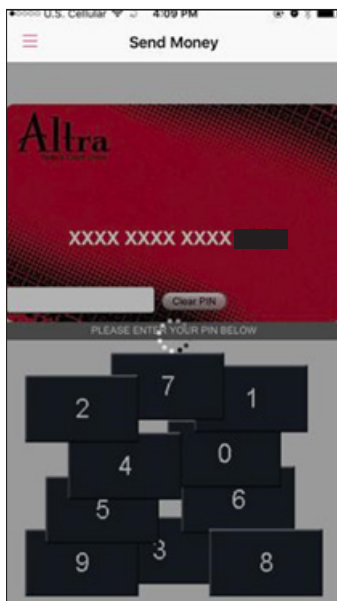
4. Check box to accept Terms of Service.

5. Click Send.

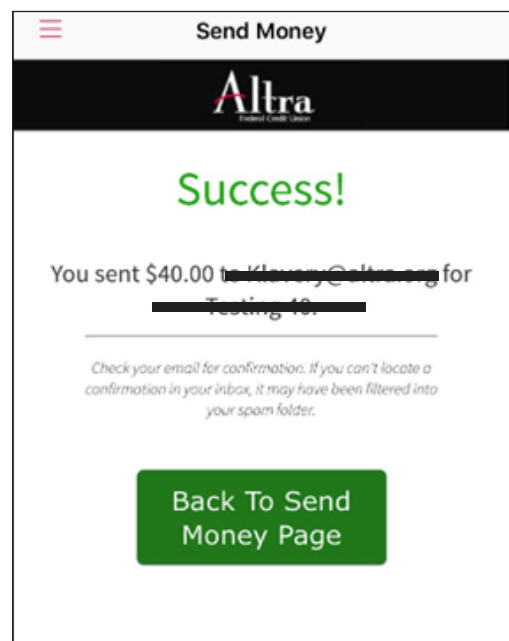


6. Sender - Enter your Altra Visa debit card PIN.

The PIN numbers will scramble after each entry for security.



7. Sender will receive confirmation of payment.

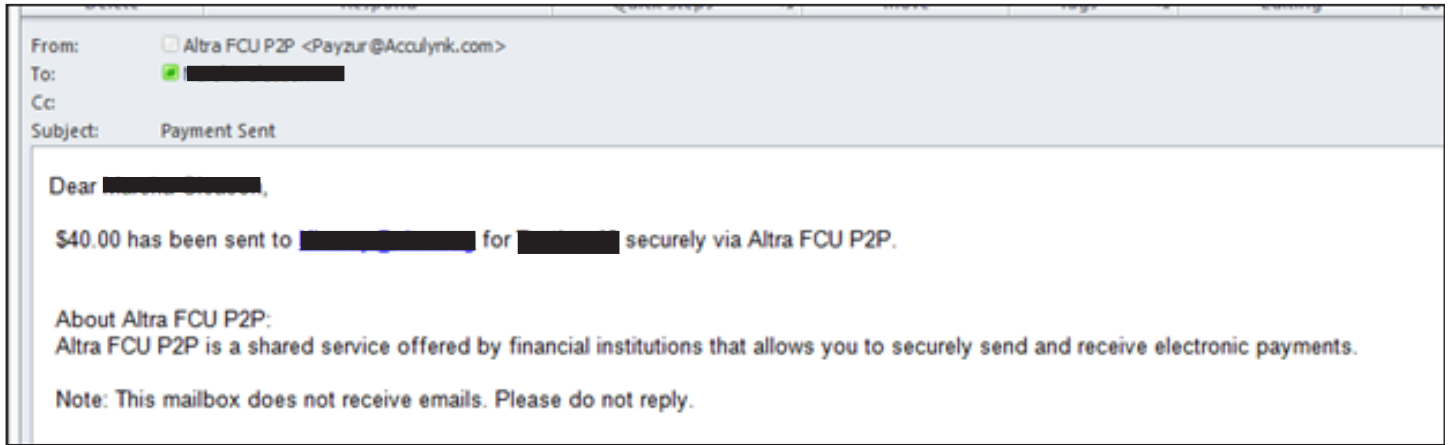


Altra Pay - Get Started

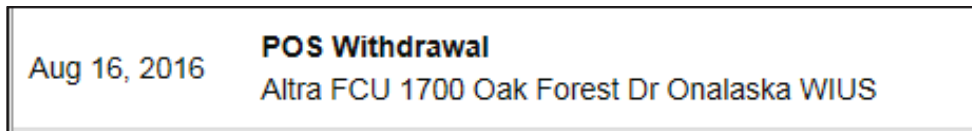
Free real-time person-to-person payments!



8. Sender will receive email confirmation of payment.



9. Payment will appear in Altra Online Banking as a POS Withdrawal.



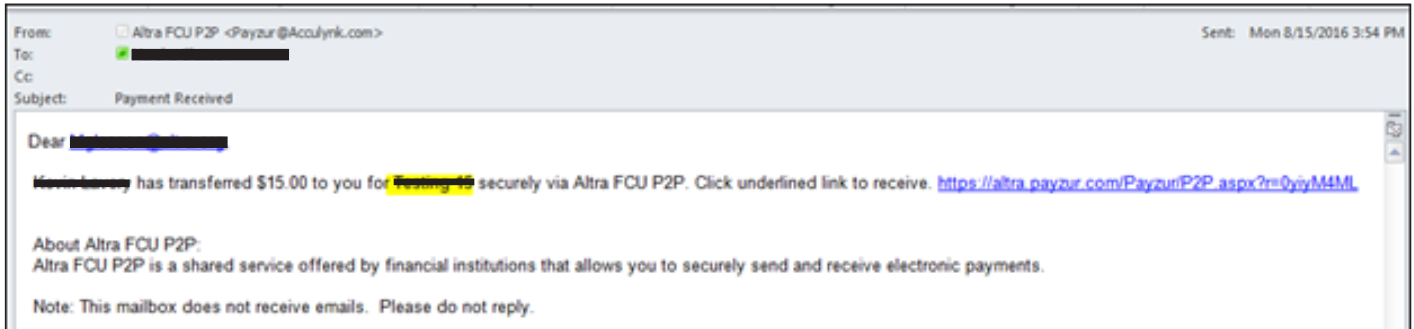
Altra Pay - Get Started

Free real-time person-to-person payments!



RECEIVING FUNDS

1. Email is received by recipient (or sender can send via text). Highlighted is the description sender used on transfer:



2. Click URL in email.
3. Recipient enters their First and Last Name, Debit Card # and Debit Card Expiration date.
4. Agree to Terms of Service.
5. Click Deposit Payment.

6. Confirmation of Payment.

Receive Money

You've received a payment of \$15.00 for [redacted] from [redacted]

Please enter the following information to collect payment:

First Name

Last Name

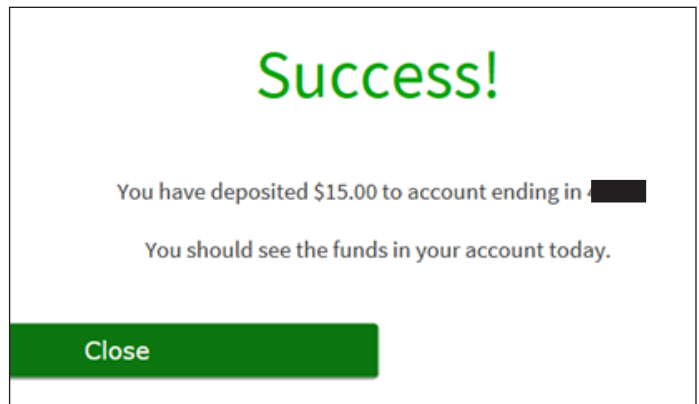
Debit Card #

Expiration Date MM - Select YY - Select

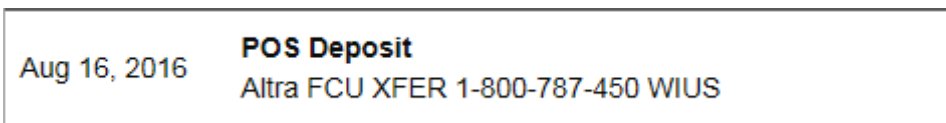
Receive with your checking account

I accept the terms of service

Deposit Payment



9. Payment will appear in Altra Online Banking as a POS Deposit.



www.altra.org
800-755-0055

